



## HENNEPIN COUNTY SHERIFF'S OFFICE WATER PATROL UNIT



### *TEMPORARY STRUCTURE INFORMATION*

In order to expedite the issuance of your temporary structure permit, familiarize yourself with the following procedures and regulations pertaining to the temporary structure you are applying for. Accurately fill out the application form and pay special attention to the diagram of the temporary structure site.

- If you are not the land owner, obtain letters of permission from the property owner(s) the structure will be in front of.
- Applicants placing a slalom course or ski jump must also obtain a letter of permission from the city in which it will be located AND the landowner(s) the structure will be directly in front of.
- You must check with the city you live in to ensure you comply with their regulations. Attach a letter of permission from your city if it applies.

**After** completing the application form and map, mail it to the Water Patrol office. You will receive an e-mail issuing you a permit number. Place this number on the structure **before** inspection. This number is necessary to ensure that we are inspecting the proper structure. You may put your structure in the water once the number is affixed. **E-mail Water Patrol to notify us your structure is in the water, ready for inspection.**

The structure will be inspected by a deputy. Make sure it complies with all of the regulations. If the structure passes inspection, a metal tag with your permit number on it will be attached to the structure. Make sure to have an accurate diagram on your application. Inspections are done from boats so street addresses cannot be used.

If your structure does not pass inspection, you will be notified. The issue(s) must be corrected with seven days of notification, after which time another inspection will be conducted. If the problem is not corrected, you will be instructed to remove it from the water.

You must notify the Water Patrol office if any of the following occur:

- You plan on placing the structure in a different location'
- You are no longer going to use the structure; or
- You move.

**NOTE:** Ski jumps and water ski courses need to be removed each year. All other types of temporary structure permits **MUST** be re-inspected every three years. You will receive notice when your structure is due for re-inspection and you must contact the Water Patrol office when it is in the water.

E-mail: [sheriff.waterpatrol@co.hennepin.mn.us](mailto:sheriff.waterpatrol@co.hennepin.mn.us)  
[www.waterpatrol.org](http://www.waterpatrol.org)



## **TEMPORARY STRUCTURE LOCATION DIAGRAM**

*INSTRUCTIONS:* Prepare a detailed drawing of the area where you propose to place your temporary structure. Your drawing should encompass the shoreline and lake area in front of your property and the two adjacent lots. Be sure to include lot lines, docks and any existing temporary structures in front of all three lots. Note any landmarks that will assist our deputies in locating your site from a boat. You must indicate the length of the shoreline between your lot lines (lake frontage) and the distance from shore to the proposed location for your structure. Indicate north with an arrow through the drawing.

*TEMPORARY STRUCTURE PERMIT REGULATIONS*  
*for*  
*ICE RINKS WITH SIDE BOARDS*

Your ice rink permit will be in effect for the winter season that it is issued only. You must reapply each winter season.

Notify the Water Patrol when the structure is ready for inspection. The Water Patrol takes great care that the ice rinks are in compliance with the following regulations:

- The permit number is displayed in 2" numerals on the outside of the boards.
- The ice rink must have enough reflectorized material so as to indicate its size from all angles - at least one reflector every eight feet.
- The ice rink must be within 100' from shore.
- The ice rink cannot be a navigational hazard.
- The ice rink must be removed each year by the 15th of March so as not to create a hazard.




612-596-9880  
[www.waterpatrol.org](http://www.waterpatrol.org)

*TEMPORARY STRUCTURE PERMIT REGULATIONS*  
*for*  
*MOORING BUOYS*

Once you receive your mooring buoy permit, it will be in effect for **three** years. During that three-year period, you need to renew your permit if one or more of the following occurs:

- Your address or the location of the buoy changes; or
- Your permission from the landowner is revoked.



Water Patrol takes great care that the buoys are in compliance with the following regulations:

- The permit number must be displayed in 2" numerals on the upper half of the buoy.
- The buoy must be white in color and encircled by a 3" wide blue band.
- The buoy must extend at least 8" above the water line and be no greater than 20" in length.
- The buoy must have at least 15 square inches above the water line and be no greater than 20" in width.
- The buoy area must not exceed 100' from shore, including the swing of the boat moored to it. During low water seasons, the Sheriff's Water Patrol may grant temporary extensions beyond 100' while the low water exists. The mooring will be required to be moved back within 100' from shore when the water table allows.
- It must not be a navigational hazard or impair other recreational uses.
- Each year on the 15th of December the buoy must be removed so as not to create a hazard for winter recreation or the buoy portion must be put under the surface of the ice.
- If you move your buoy at anytime from its original location, you must inform the Sheriff's Water Patrol.
- Water depth at your mooring site should not exceed 1-1/2' more than your watercraft draft.
- Any object used for anchoring your mooring buoy must be clean and non-polluting. All anchoring must be retrievable from the lake. Engine blocks will not be used for anchoring buoys.

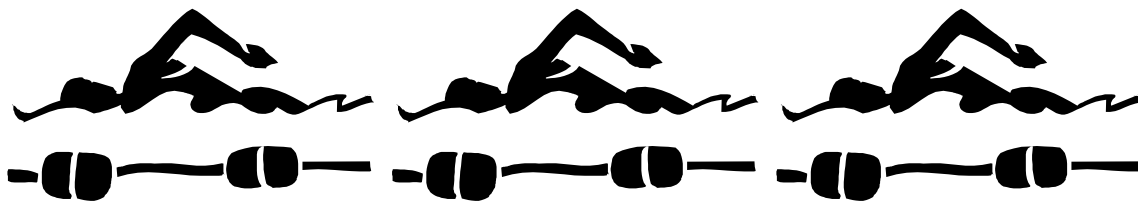
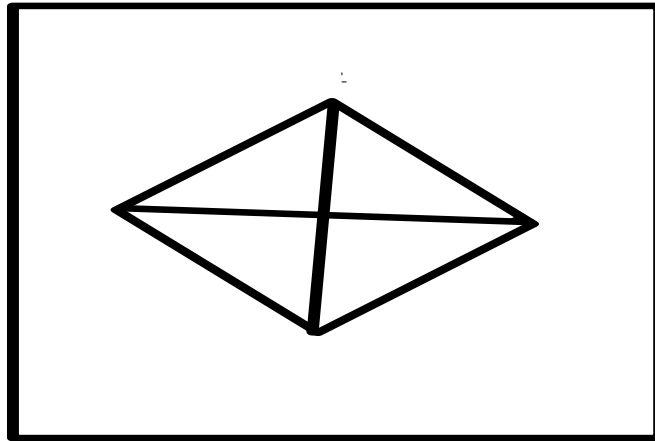
612-596-9880  
[www.waterpatrol.org](http://www.waterpatrol.org)

*TEMPORARY STRUCTURE PERMIT REGULATIONS*  
*for*  
*PRIVATE SWIMMING AREAS*

The owner or the lessee of shoreline property may mark off up to 2,500 square feet - but no more than 50 feet along the lake frontage - for a swimming area directly in front of his or her property. Markers to designate a private swimming area must be white with an orange diamond and cross on each side. (Note the illustration below.) The markers must extend out of the water at least 6 inches, but not more than 14 inches and should be spaced no more than 15 feet apart.

A white plastic gallon bleach bottle with the orange markings shown below painted on each side fulfills the above requirements.

**MARKERS MUST BE REMOVED BY DECEMBER 15.**




*TEMPORARY STRUCTURE PERMIT REGULATIONS*  
*for*  
*SWIM RAFT APPLICANTS*

Once you receive your swim raft permit, it will be in effect for **three** years. During that three-year period, you need to renew your permit if one or more of the following occurs:

- A. when your address or the location of the swim raft changes; or
- B. when your permission from the landowner is revoked.

You will be notified by mail on or near your three-year renewal date. The Water Patrol takes great care that the rafts are in compliance with the following regulations:

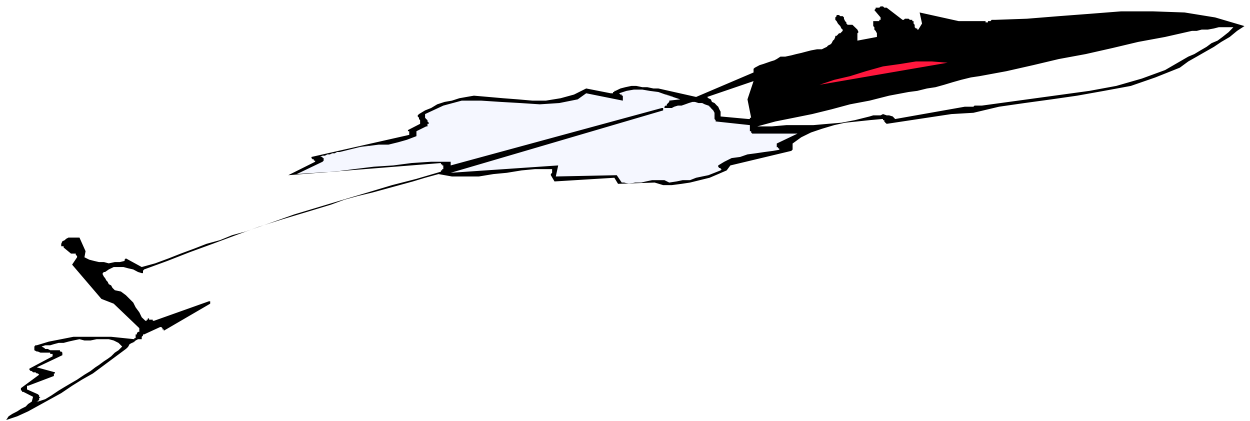
- A. The permit number is displayed in 2" numerals on one side of the raft.
- B. The raft must have enough reflectorized material so as to indicate its size from all angles.
- C. The raft must be within 100' from shore.
- D. The raft cannot be a navigational hazard.
- E. The raft must be removed each year by the 15th of December so as not to create a hazard for winter recreation.



**TEMPORARY STRUCTURE PERMIT REGULATIONS**  
*for*  
**WATER SKI JUMPS**

Each year you will be required to reapply for your temporary structure permit. This will give our office a chance to reassess any problems that have arisen in regards to your ski jump during the past year. To prevent any problems from arising, you will be required to comply with the following regulations.

1. The permit number must be visible and displayed in 2" size numerals on ONE side of the ski jump.
2. The jump must be lighted during the hours of darkness.
3. Each side shall have enough reflectorized material so as to indicate the jump's size from all angles.
4. A permit tag must be attached to the water ski jump so that it is clearly visible to deputies inspecting the water ski jump.
5. The ski jump cannot be a navigational hazard.
6. The ski jump must conform to all state and local ordinances.
7. The ski jump must be removed each year before December 15, after which your permit will expire.



*TEMPORARY STRUCTURE PERMIT REGULATIONS  
for  
SLALOM COURSES*


Courses on county lakes and rivers that are removed after each use **do not need a permit**. All permanent courses need the following:

A regulation length Slalom Course is normally over 800 feet long and because it restricts the public use of such a large area, the following regulations are to be followed closely:

1. The city's that are affected **must** give written permission.
2. All property owners which the course directly affects **must** give written permission.
3. Surface floats **must** be submerged or removed when the course is not in use.
4. The permit number **must** be displayed on the end floats.
5. The course cannot exceed 900 feet in length.
6. The course cannot be a navigational hazard.
7. The permit will be renewed annually and the previous years' complaints (if any) will be reviewed.
8. When you return the Temporary Structure Application, you **must** include copies of all letters of permission.

**\*\*FOR LAKE MINNETONKA ONLY\*\***

Slalom courses on Lake Minnetonka **MUST BE REMOVED**. No submerging allowed. Courses on Lake Minnetonka do not need a permit, but **must** be removed when not actively using the course.



612-596-9880  
[www.waterpatrol.org](http://www.waterpatrol.org)